

FLEXIBLE SOLAR PANELS

- ◆ AZR-FLEX-170 170Wp**
- ◆ AZR-FLEX-110 110Wp**
- ◆ AZR-FLEX-170-FB 170Wp**
- ◆ AZR-FLEX-110-FB 110Wp**

AZUR POWER New Generation Flexible Panel, which has high light transmittance ETFE polymer, durable fiberglass and high efficiency IBC solar cell in its structure, is produced in international quality standards with 7-layer advanced lamination technology. The combination of ETFE and fiberglass sheet makes the panel much more durable. It flexes up to a maximum of 30 degrees and is lightweight, making it a perfect fit for any surface. Available in 110Wp and 170Wp power options, AZUR POWER Flexible Panel Series has the advantage of being used in many application areas such as boats, caravans, roofs and many similar applications. Available in white and black color options, the series has the option of production in different power and size options according to your needs.

- 

Prism Surface
Maximum light absorption through prism surface
- 




Excellent Light Transmit with ETFE
Higher light transmittance, corrosion resistance, operating temperature range
- 

IBC Cell Technology
Flexible, durable and high efficient cell with back contact connection
- 

Flexible Design
Flexibility up to 30 degrees max
- 

Ultra Lightweight
3mm thick ultrathin and durable design
- 

IP68 Protection Class
Provides water resistance with IP68 Junction Box



IBC Solar cells, which are preferred in flexible panels, are a cell type built on a copper base. When bent or left in a humid environment, AZUR POWER Flexible Panels are more resistant to power losses due to breakage and corrosion than conventional solar panels. AZUR POWER Flexible Panels are one of the most important energy solutions for users with the Bypass diodes and efficient cell architecture in low radiation and shade conditions.



ISO 9001:2015, ISO 14001:2015, ISO 45001:2018

FLEXIBLE SOLAR PANELS

ELECTRICAL CHARACTERISTICS

Model Type	AZR-FLEX-110 110Wp	AZR-FLEX-170 170Wp
Peak Power(P _{max})[Wp]	110	170
Module Efficiency(%)	17.5	18.5
Maximum Power Voltage (V _{mp})[V]	18.84	29.10
Maximum Power Current (I _{mp})[A]	5.84	5.84
Open Circuit Voltage (V _{oc})[V]	22.80	34.60
Short Circuit Current(I _{sc})[A]	6.15	6.30
Power Tolerance [W]	0~+5	
Temp. Coeff. of (P _{max})	-0.29%/°C	
Temp. Coeff. of (V _{oc})	-55.68mV/°C	-83.70mV/°C
Temp. Coeff. of (I _{sc})	2.9mA/°C	
Dimensions(mm/inch)	1134x555x3 / 44.64x21.85x0.12	1134x811x3 / 44.64x0.83x0.12
Weight(kg/lbs)	2.3 / 1.04	3.2 / 1.45
Maximum System Voltage[VDC]	1500	
Maximum Series Fuse Rating[A]	15	
Protection Class	IP68	
Number of ByPass Diodes	2	3



* The specifications are obtained under the standard test conditions: 1000W/m2 solar irradiance, 1.5 Air Mass and cell temperature of 25°C. Measurement uncertainty for all panels is 3%. The actual transactions will be subject to the contracts. These parameters are for reference only and it is not a part of the contracts. The technical specifications in this document may vary. For more information, refer to the "Installation Manual".

* AZUR POWER reserves the right to change the specification of products without prior notice.